

Contents

Upgrading from older versions	2
Windowmaker 2023 R1	3
General Enhancements	3
Reports – Download	3
Frame T-Joins – Aluminium (Windowmaker 2023 R1.4)	3
Export/Import Products	3
Systems - Rules.....	4
Database Schema Changes	4
Enhancements to Options	4
Multiple Sites	4
New Products.....	5
Windowmaker Sales (on Cloud)	5
Issues Fixed	5
Windowmaker 2023 R1.4.....	5
Windowmaker 2023 R1.3.....	5
Windowmaker 2023 R1.2.....	6
Windowmaker 2023 R1.1	6
Windowmaker 2023 R1	6
Windowmaker 2023	7
General Enhancements	7
History - Email.....	7
System Rules – Condition	7
Parts – Cost	7
Part Filter Criteria.....	7
Data Set-up	7
Database Schema Changes	8
Enhancements to Options	8
Multiline Description	8
Issues Fixed	8

Windowmaker 2023 Version 11.x

Release Document



Upgrading from older versions

When upgrading, please also refer to the following documents for changes since your current version:

If your current version is	What's New	Release Notes
Windowmaker 2022 (v10.x)	https://windowmaker.com/en/pdf/windowmaker-2022-r10.x-release-document.pdf	
Windowmaker 2021 (v9.x)	https://windowmaker.com/en/pdf/windowmaker-2021-r9.x-release-document.pdf	
Windowmaker 2020 (v8.x)	https://windowmaker.com/en/pdf/windowmaker-2020-r8.x-release-document.pdf	
Windowmaker 2018 (v7.x)	www.windowmaker.com/EN/PDF/Windowmaker%202018%20(v7.x)%20What's%20New.pdf	www.windowmaker.com/EN/PDF/Windowmaker%202018%20(v7.x)%20Release%20Notes.pdf
Windowmaker 2012 (v6.x)	www.windowmaker.com/EN/PDF/Windowmaker%202012%20(v6.x)%20What's%20New.pdf	www.windowmaker.com/EN/PDF/Windowmaker%202012%20(v6.x)%20Release%20Notes.pdf

You may also refer:

Windowmaker Technical Requirements	https://windowmaker.com/en/pdf/windowmaker-technical-requirements.pdf
------------------------------------	---

Windowmaker 2023 R1

General Enhancements

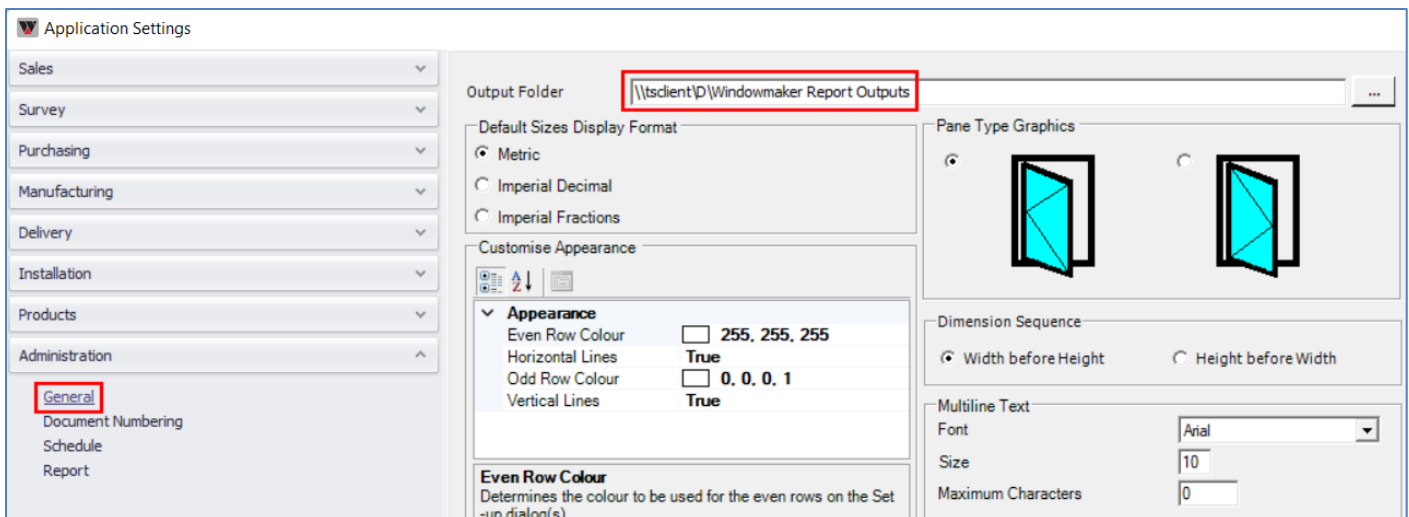
Reports – Download

The program now allows to 'Download' all reports. The default output folder needs to be specified in Application Settings → Administration → General. The default output file format is PDF, if not specified otherwise.

This is especially helpful when using Windowmaker on Cloud if the reports need to be saved to a local or shared folder e.g. OneDrive, Google Drive. This makes it easy and quick as you don't need to select a folder every time while saving report outputs.

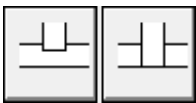
Please refer to 'How to download Windowmaker reports' in Windowmaker Help file for details.

The Export button on report dialogs is now renamed to Download.



Frame T-Joins – Aluminium (Windowmaker 2023 R1.4)

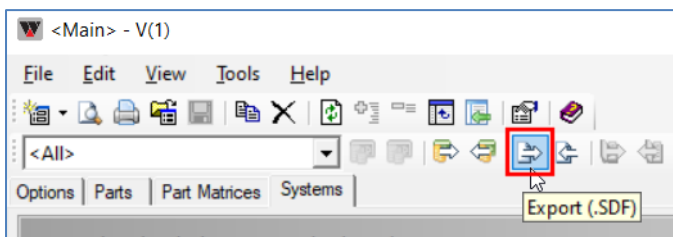
Windowmaker now allows overriding Frame 'T-Joins' at bottom for Aluminium, during Order Entry.



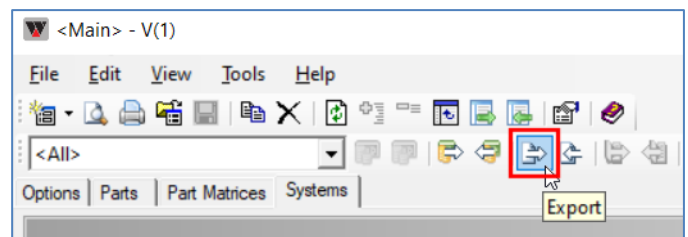
Export/Import Products

Export/Import Products in 'SDF format is now replaced by XML format. The files now have '.CUP' (Catalog Update Package) extension. This has been done as Microsoft has stopped supporting SDF format.

Before Upgrade



After Upgrade



Systems - Rules

Rule is now saved immediately on pressing OK on the Rules dialog. Earlier when multiple rules were added/modified, they used to be stored in memory until System was saved by pressing Save or OK button. This resulted in loss of work in case of abnormal termination of Windowmaker.

Database Schema Changes

Changes specific to database tables are as listed below:

Table	Column	Change
WMProductionRoute	FrameProductionData	Added

Changes specific to database views are as listed below:

View	Remarks
WMSalesLinePricing	Added columns ListPrice, ListDiscount and ListDiscount2 for all the extras like: EX01ListPrice, EX01ListDiscount, EX01ListDiscount2, EX10ListPrice, EX10ListDiscount, EX10ListDiscount2, EX91ListPrice, EX91ListDiscount, EX91ListDiscount2

Enhancements to Options

Multiple Sites

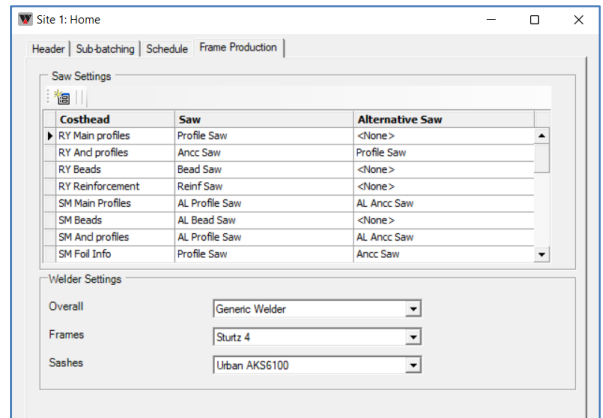
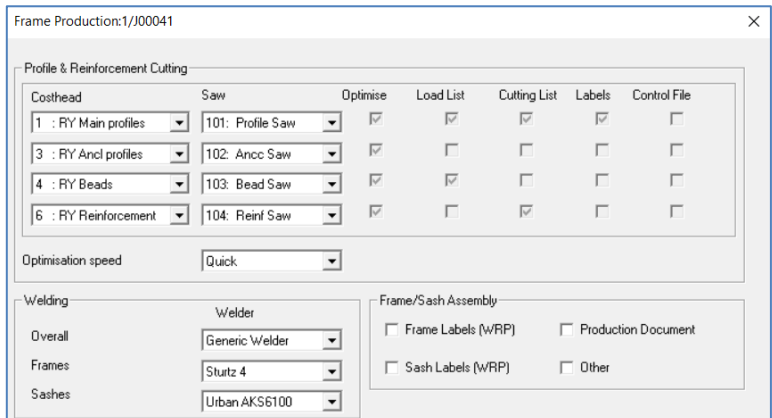
The program now allows to specify below settings individually for each site:

- Default Saws for Costhead
- Default Welders for Overall, Frame and Sash

Earlier, while processing a Production Batch:

- If there were more than two production sites, then for sites other than the first site it defaulted to the first saw set-up for the corresponding site for each Costhead. For Costheads that did not use the first saw, one had to always select the correct saw. For Costheads that are not visible on the Frame Production dialog, it was not possible to change the saw.
- Welders had to be selected every time.

Note: If you are using multiple production sites, after upgrading you need to ensure that Saw-Costhead mappings and default Welder settings are correct for each site, on Manufacturing → Set-up → Sites: Frame Production tab.

Site Set-up	Frame Production
	

New Products

Windowmaker Sales (on Cloud)

A new product Windowmaker Sales is now available as a Cloud subscription-based product. This is suitable for users who want to use Windowmaker only as a CPQ (Configure, Price, Quote) software, but not for planning, manufacturing, and other activities. This helps to sell quicker with impressive Quotations.

Please refer to our web page [Windowmaker on Cloud](#) for more details.

Issues Fixed

Windowmaker 2023 R1.4

Sales – Order Entry – +Product 27700

Pricing of +Product Sales Lines was not calculated correctly for 'Length' and 'Area' type Stocks. This is now corrected.

Products – Price Matrices – 26662, 27701

Issues with incorrect graphics on Price Matrix Setup is now fixed. Additionally, the correct markup is also applied during calculation of prices for the cells of the matrix.

Products – Update Costs – 26784

Parts having Cost Matrices indexed with Options having real parts as answers, were neither updated correctly via the Export/Import Updates method, nor on screen. This is now fixed.

Sales – Order Entry – Export -26740

Export to Helpdesk was not working without the export checksum. This is now fixed.

Sales – Order Entry – Property Revisions -27848

Changes made to description and new elevations added to Property products were not reflected in new Revisions during order entry. This is now rectified.

Windowmaker 2023 R1.3

Sales - Order Entry - 27455

The program sometimes hung when a wall pane type was applied to a design. This is now corrected.

Sales - Order Entry - +Part - 27293

Short Description not being visible on +Part sales lines is now resolved, and the description is visible if it exists.

Sales - Order Types - 27462

Error generated on pressing the "Enable Sales Quote/Order validity check" button is now fixed.

Manufacturing - Schedule Board - 27319

Issue with Schedule Board's slow response time is resolved.

General - Data conversion - 27280

Windowmaker Express users having database size already around 8 GB were unable to upgrade to Windowmaker versions Windowmaker 2022 R1.2 and above. This is now fixed and users with database sizes in 9.5 GB range can also upgrade (subject to constraints depending upon type of data stored).

Sales - Link to ERP - 7981

"Link to ERP" button is now available in the "Sales Orders" and the "Sales orders (Complete)" views apart from "Sales orders (Live)" view.

Windowmaker 2023 R1.2

Sales - Order Entry – Variant Graphics - 26755

Variant graphics were not being output in reports. This is now resolved.

Sales – Quotation - 26902

Header logo was not fitting within the page width of Quotations. This is now fixed.

Windowmaker 2023 R1.1

Sales - Order Entry - Update Status - 26124

Windowmaker was crashing on updating status of multiple orders when the number of orders is large, and filters have been applied on the grid. This is now resolved.

Sales – Order Entry- 26238

Header and Footer were not saved when they were selected the first time in a new Quote/Order. This is now resolved.

Windowmaker 2023 R1

Sales - Customers - 25407

Tab sequence on The Customer Input form is now corrected. Earlier it took extra effort to reach the Name field after entering the Customer No.

Sales - Line configuration - Graphics - 25319

Sales Line graphics stored in database were not removed on over-writing an existing Sales Line where the new Sales Line has no graphics attached to it, such as for a Part/Manual Sales Line.

Sales Line Configuration - Grids - 24533, 14499

Georgian bars were sometimes not calculated and displayed in graphics in some frames of a multi frame/facet design or when wall pane was applied. This is now corrected.

Windowmaker 2023

General Enhancements

History - Email

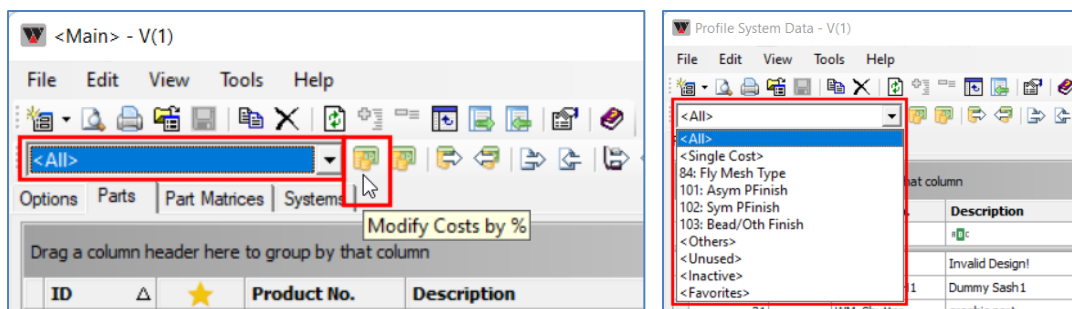
Windowmaker SQL now allows to email attachments from History records. This makes it easier to share documents related to a quote/order with customer or internal staff e.g. resend quotation to the customer, share floor plan received from the customer with surveyor/installer.

System Rules – Condition

Rule condition for Option Answers now display both short and long descriptions. This makes identifying answers easier thereby making data set-up more efficient.

Parts – Cost

'Modify Costs by %' and 'Set Costs per Weight/Surface' are now available for '<All>' view. These facilities were already available but had to be done individually for each costing view e.g. '<Single Cost>', '84: Fly Mesh Type', '<Others>' etc.



Part Filter Criteria

It is now possible to specify up to 50 'Filter Criteria Options' and 'Attribute Options' for part Filter type Options and Answers. Earlier this was limited to 10. The increased capacity gives more flexibility, and efficiency in data set-up.

Data Set-up

Windowmaker now allows a simplified way for calculating parts associated with profiles and fittings. The associated parts can be specified on the main part itself. The number of rules and part matrices are reduced considerably. Adding new choices for profile or fittings options should hardly need changing or writing new rules. This makes the setting up and maintaining data easier and faster.

e.g.

Main Part	Associated Parts
Outer Frame/Sash	Cleats, Glass Supports
Slider Outer Frame	Guide Rails, Flyscreen Track, Groove Cover, Head Extensions, Interlock Seals
Slider Interlock Sash	Inner/Outer Cover, End Caps, Fixing Brackets/Plates, Antilift/Sash Guide
Slider Bottom Sash	Rollers
Cill	Cill End Caps
Coupler/ Interlock	Cover Profiles, End Caps

Database Schema Changes

New database tables:

Name	Remarks
WMOptionMapping	For internal use
WMHistoryStaging	

Changes specific to each table are as listed below:

Table	Column	Change
WMProductMapping	Operator	Added
	Value	Added
	ToValue	Added

Enhancements to Options

Multiline Description

You can now specify unlimited number of Options in the Specification Template for Order Types and Systems. Earlier this was limited to 30 Options.

Issues Fixed

Sales - Order Entry - Line Configuration - Arched Heads - 23974

Radius was unnecessarily calculated for Unit parts calculated for Arched lines even when there was no size associated with them. This is now corrected.

Sales - Reports - 22686

Printing of Design Number in the Invoice and Order Acknowledgment report is now removed.

Sales - BOM - 25078

The issue with BOM records not getting copied while copying Quotes or Orders for users having 'FE' Option in their licence, is now resolved.

Administration - Users - 22690

When upgrading the program from Wm 2018 R1.1 or above versions, the default User Rights for report 'Preview' and 'Email' was set to OFF. This is now reversed, and existing users would be able to Preview or Email reports after the upgrade.

Manufacturing - Production batches – Move - 23674

Using 'Move' to shift contents of a Production batch from one site to the other, locked users for a very long time. This is now fixed.

Manufacturing- Production Batches - 25099

Time for opening a Production Batch with a large content took a very long time. This time is now reduced.

Products- Parts - 23150

The Short description column for Error/Warning Parts displayed a truncated text. This is now corrected.