



Contents

Upgrading from older versions	2
What's New	3
General Enhancements	3
Process - Frame Production.....	3
Costheads - BOM Storage	3
Sales Line - Weight	3
Enhancements to Options	4
Multiline Description	4
Issues Fixed	4



Upgrading from older versions

When upgrading please also refer to below documents for changes since your current version:

If your current version is	What's New	Release Notes
Windowmaker 2021 (v9.x)	https://windowmaker.com/en/pdf/windowmaker-2021-r9.x-release-document.pdf	
Windowmaker 2020 (v8.x)	https://windowmaker.com/en/pdf/windowmaker-2020-r8.x-release-document.pdf	
Windowmaker 2018 (v7.x)	www.windowmaker.com/EN/PDF/Windowmaker%202018%20(v7.x)%20What's%20New.pdf	www.windowmaker.com/EN/PDF/Windowmaker%202018%20(v7.x)%20Release%20Notes.pdf
Windowmaker 2012 (v6.x)	www.windowmaker.com/EN/PDF/Windowmaker%202012%20(v6.x)%20What's%20New.pdf	www.windowmaker.com/EN/PDF/Windowmaker%202012%20(v6.x)%20Release%20Notes.pdf

Windowmaker 2021 R2.1

What's New

This section lists important features/updates introduced in this release.

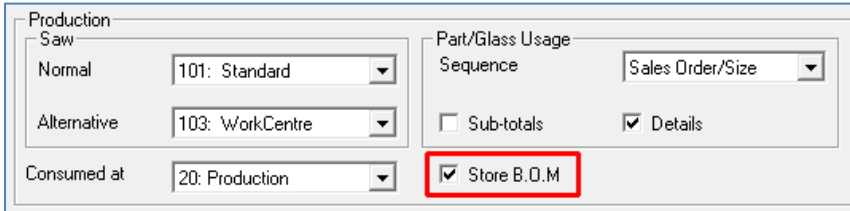
General Enhancements

Process - Frame Production

The program now generates dummy records, if needed, only once during the Frame Production process. This improves the performance. Earlier such records were generated independently for each report which required them.

Costheads - BOM Storage

Costheads now have a setting whether to 'Store BOM' or not, for the corresponding components. Not storing BOM for Costheads where it is not required helps to improve the performance of the program, especially reports.



Production Saw

Normal: 101: Standard

Alternative: 103: WorkCentre

Consumed at: 20: Production

Part/Glass Usage Sequence: Sales Order/Size

Sub-totals Details

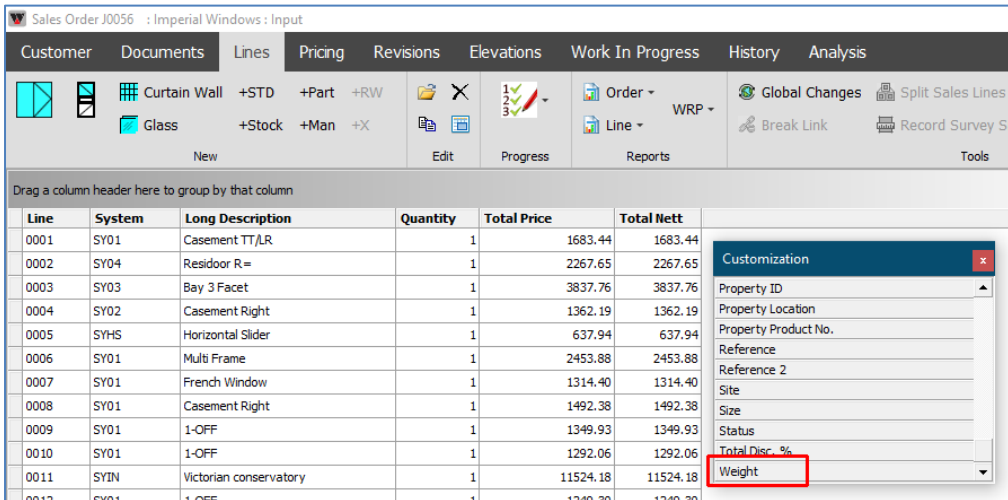
Store B.O.M.

When upgraded, this checkbox will be ON for all except Statistics type Costheads. If you want to store BOM for Statistics type Costheads, you need to change the setting after upgrading.

Sales Line - Weight

Sales Line Weight is now stored in the WMSaleslineTable.Weight column of the Windowmaker database. This helps to improve the performance of reports which require Sales Line Weight.

The Weight column is available for display from the Column Chooser.



Sales Order J0056 : Imperial Windows : Input

Customer Documents Lines Pricing Revisions Elevations Work In Progress History Analysis

Order - WRP - Global Changes Split Sales Lines

Line - Break Link Record Survey Size

Drag a column header here to group by that column

Line	System	Long Description	Quantity	Total Price	Total Nett
0001	SY01	Casement TT/LR	1	1683.44	1683.44
0002	SY04	Residoor R=	1	2267.65	2267.65
0003	SY03	Bay 3 Facet	1	3837.76	3837.76
0004	SY02	Casement Right	1	1362.19	1362.19
0005	SYH5	Horizontal Slider	1	637.94	637.94
0006	SY01	Multi Frame	1	2453.88	2453.88
0007	SY01	French Window	1	1314.40	1314.40
0008	SY01	Casement Right	1	1492.38	1492.38
0009	SY01	1-OFF	1	1349.93	1349.93
0010	SY01	1-OFF	1	1292.06	1292.06
0011	SYIN	Victorian conservatory	1	11524.18	11524.18
0012	SY01	1-OFF	1	1249.30	1249.30

Customization

Property ID

Property Location

Property Product No.

Reference

Reference 2

Site

Size

Status

Total Disc. %

Weight

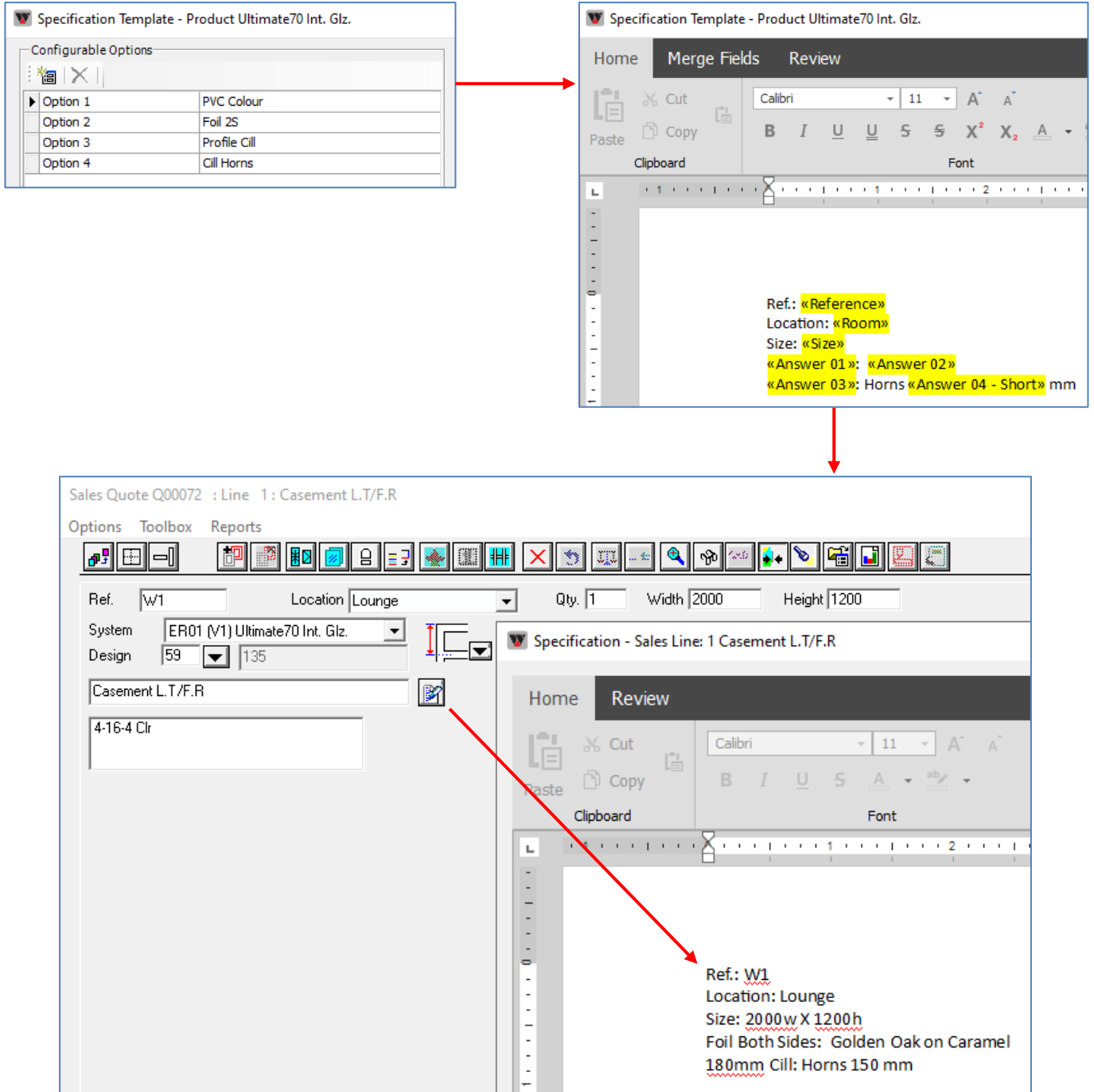
For existing Sales Lines, the Weight will not be stored automatically. However, it will be stored on saving the Sales Lines again or by using the Recalculate facility.

You may update any custom report that includes the Sales Line Weight with the newly added column. Report file may be renamed to remove '_Db' to improve the performance, if it does not require other BOM details.

Enhancements to Options

Multiline Description

For Options and Option Answers, you can now include Long Description in the auto-generated Sales Line Specification.



Specification Template - Product Ultimate70 Int. Glz.

Configurable Options	
Option 1	PVC Colour
Option 2	Foil 2S
Option 3	Profile Cill
Option 4	Cill Horns

Specification Template - Product Ultimate70 Int. Glz.

Home Merge Fields Review

Clipboard

Ref: «Reference»
 Location: «Room»
 Size: «Size»
 «Answer 01»: «Answer 02»
 «Answer 03»: Horns «Answer 04 - Short» mm

Sales Quote Q00072 : Line 1: Casement L.T/F.R

Options Toolbox Reports

Ref: W1 Location Lounge Qty. 1 Width 2000 Height 1200

System ER01 (V1) Ultimate70 Int. Glz.
 Design 59 135

Casement L.T/F.R
 4-16-4 Clr

Specification - Sales Line: 1 Casement L.T/F.R

Home Review

Clipboard

Ref: W1
 Location: Lounge
 Size: 2000w X 1200h
 Foil Both Sides: Golden Oak on Caramel
180mm Cill: Horns 150 mm

Issues Fixed

Sales - Sales Header list - 12627

On selecting multiple Sales Headers and printing a report, the selection was lost at the end the report run. The user would need to repeat the selection for running any other report. This is now fixed, and the selection is retained if no reason to refresh the view is encountered such as change of status.



Sales - Sales Line - Graphics - 14257

In a multi-facet Sales Line, if there was a vertical coupler to the right of a bay pole, the Profiles, Glazing and other parts of the frames adjoining the right side of the coupler appeared shifted on the Graphics. This is now fixed.

Product - Part - 13505

The missing Multiline text description button on Unit Parts in the Non-Door/Window Module is now re-instated.

Product - Part - 14094

Problem with AdjA getting reset on a part when '#' was removed from its Stock Code is now resolved.

General - Languages - 14266, 14164

The problem with translated text not appearing on Deposit Transaction form and special characters not appearing correctly on Multiline text preview in Manual Sales lines is now resolved.

Survey - Record Survey Sizes - 13368

The Program did not handle the Dimension sequence of entering Height before Width on Record Survey Sizes form. This is now handled properly, and users can enter the dimensions in the correct sequence.

Login - Alulite - 14303

Problem with login during upgrade for Alulite product is now resolved.