



Contents

Upgrading from older versions 2

What's New 3

 General Enhancements 3

 Glazing 3

 Enhancement to Options 4

 Arched Shapes 4

Issues Fixed 4

Upgrading from older versions

When upgrading please also refer to below documents for changes since your current version:

If your current version is	What's New	Release Notes
Windowmaker 2020 (v8.x)	https://windowmaker.com/en/pdf/windowmaker-2020-r8.x-release-document.pdf	
Windowmaker 2018 (v7.x)	www.windowmaker.com/EN/PDF/Windowmaker%202018%20(v7.x)%20What's%20New.pdf	www.windowmaker.com/EN/PDF/Windowmaker%202018%20(v7.x)%20Release%20Notes.pdf
Windowmaker 2012 (v6.x)	www.windowmaker.com/EN/PDF/Windowmaker%202012%20(v6.x)%20What's%20New.pdf	www.windowmaker.com/EN/PDF/Windowmaker%202012%20(v6.x)%20Release%20Notes.pdf

Windowmaker 2021 R1.1

What's New

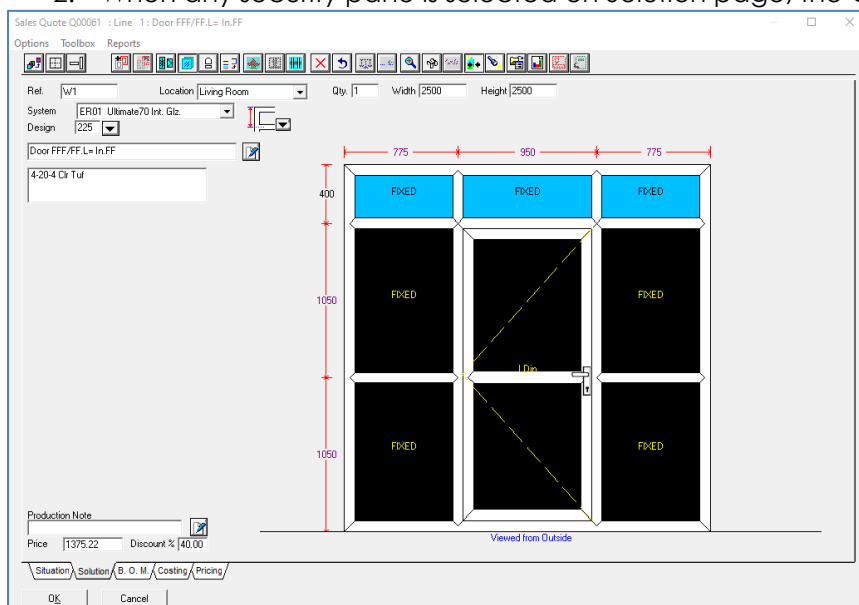
This section lists important features/updates introduced in this release.

General Enhancements

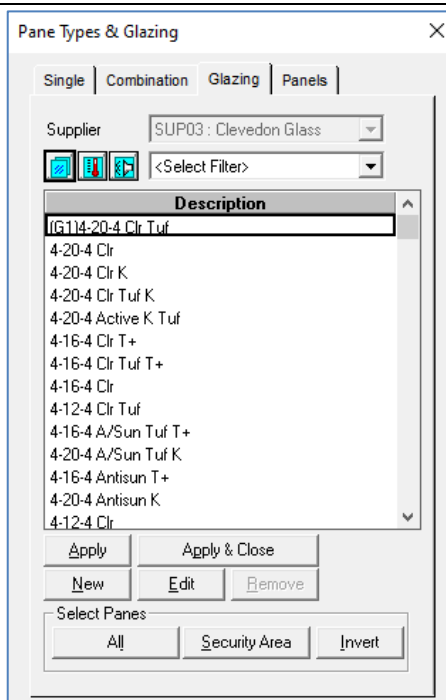
Glazing

A new Application Setting 'Enforce security glazing in Security Area' is now available. When this is set, security glazing (Toughened/Laminated Glass) must be applied to all panes falling in the Security Area. To ensure this:

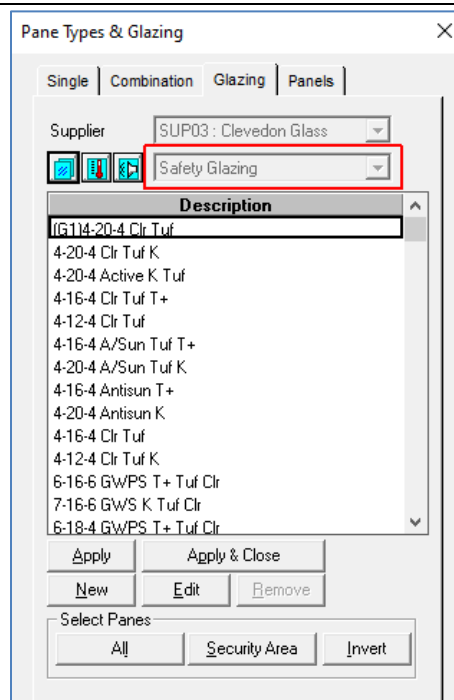
1. When the first Sales Line with Security Area applicable is created, first valid safety glazing is automatically applied.
2. When any security pane is selected on Solution page, the Glazing dialog only shows security glass.



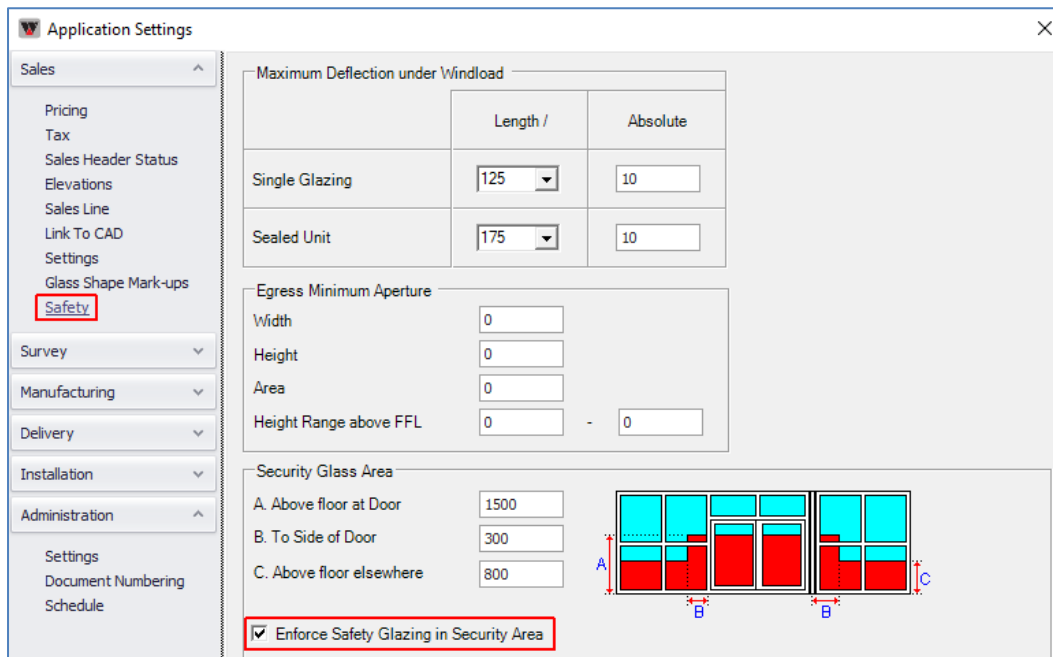
Glazing List without Enforcement



Glazing List with Enforcement (Only security glazing is listed)



Preferences → Safety is now moved to Application Settings → Sales: Safety



The screenshot shows the 'Application Settings' dialog box with the 'Sales' section selected. The 'Safety' sub-section is highlighted with a red box. It contains the following settings:

	Length /	Absolute
Single Glazing	125	10
Sealed Unit	175	10

Egress Minimum Aperture

Width	0
Height	0
Area	0
Height Range above FFL	0 - 0

Security Glass Area

A. Above floor at Door	1500
B. To Side of Door	300
C. Above floor elsewhere	800

☒ Enforce Safety Glazing in Security Area

A diagram of a window unit is shown with dimensions A, B, and C indicated.

Enhancement to Options

Arched Shapes

The program now does not calculate reinforcement for arched profiles.

Issues Fixed

Remake Order - Status - 9031

When a Remake Order is made from a Completed Order, the default status is now Survey Completed. Earlier the program used to set the status as Ordered.

WMLite - 9276

Login issues faced by users having certain options are now resolved.

Setup – Users - 8839

Problem with selected manager not being visible on certain type of "Client" users is now resolved.

Setup – Parts - 3248

Problem with 'Type' not listing correct choices or not saving them is now corrected.

Tools – Move Options - 1872

Move Option functionality now works for Excel based systems.